







	Pt	TOTALE			CASA			FUORI		
		Pg	V	S	V	S	V	S		
 <b>Basebal Cina Taipei</b>										
1 CTBC BROTHERS	63	60	38	22	0	0	0	0	0	0
2 UNI LIONS	62	60	37	23	0	0	0	0	0	0
3 MONKEYS	55	60	33	27	0	0	0	0	0	0
4 WC DRAGONS	53	60	32	28	0	0	0	0	0	0
5 FUBON GUARDIANS	48	60	29	31	0	0	0	0	0	0
6 TSG HAWKS	44	59	26	33	0	0	0	0	0	0


	Pt	TOTALE			CASA			FUORI		
		Pg	V	S	V	S	V	S		
 <b>Baseball Corea del Sud</b>										
1 KIA TIGERS	61	142	87	55	0	2	2	2	2	2
2 SAMSUNG LIONS	55	142	78	64	0	2	2	2	2	2
3 TWINS	54	142	76	66	0	2	2	2	2	2
4 DOOSAN BEARS	52	142	74	68	0	2	2	2	2	2
5 WIZ	51	143	73	70	0	2	2	2	2	2
6 SSG LANDERS	50	143	72	71	0	2	2	2	2	2
7 LOTTE GIANTS	47	140	66	74	0	2	2	2	2	2
8 HANWHA EAGLES	46	142	66	76	0	2	2	2	2	2
9 DINOS	43	142	61	81	0	2	2	2	2	2
10 KIWOOM	40	144	58	86	0	2	2	2	2	2


	Pt	TOTALE			CASA			FUORI		
		Pg	V	S	V	S	V	S		
 <b>Baseball Germania Girone A</b>										
1 BONN	79	24	19	5	4	5	5	5	4	4
2 PADERBORN	71	24	17	7	4	5	5	5	4	4
3 HSV	65	23	15	8	4	5	5	5	4	4
4 COLONIA CARDIN	21	24	5	19	4	5	5	5	4	4
5 DOHREN	13	23	3	20	4	5	5	5	4	4


	Pt	TOTALE			CASA			FUORI		
		Pg	V	S	V	S	V	S		
 <b>Baseball Germania Girone B</b>										
1 GUGGENBERGER	76	29	22	7	4	5	5	5	4	4
2 HEIDENHEIM	66	29	19	10	4	5	5	5	4	4
3 MAGONZA	52	29	15	14	4	5	5	5	4	4
4 HAAR	52	29	15	14	4	5	5	5	4	4
5 STUTTGART	38	29	11	18	4	5	5	5	4	4
6 HUNSTETTEN	17	29	5	24	4	5	5	5	4	4


	Pt	TOTALE			CASA			FUORI		
		Pg	V	S	V	S	V	S		
 <b>Baseball Giappone Girone A</b>										
1 GIANTS	77	143	77	59	2	1	0	0	2	2
2 TIGERS	74	143	74	63	2	1	0	0	2	2
3 BAYSTARS	71	143	71	69	2	1	0	0	2	2
4 HIROSHIMA CARP	68	143	68	70	2	1	0	0	2	2
5 TOKYO YAKULT SWAL	62	143	62	77	2	1	0	0	2	2
6 DRAGONS	60	143	60	75	2	1	0	0	2	2


	Pt	TOTALE			CASA			FUORI		
		Pg	V	S	V	S	V	S		
 <b>Baseball Giappone Girone B</b>										
1 HAWKS	91	143	91	49	2	1	0	0	2	2
2 HAM FIGHTERS	75	143	75	60	2	1	0	0	2	2
3 MARINES	71	143	71	66	2	1	0	0	2	2
4 GOLDEN EAGLES	67	143	67	72	2	1	0	0	2	2
5 BUFFALOES	63	143	63	77	2	1	0	0	2	2
6 LIONS	49	143	49	91	2	1	0	0	2	2

	Pt	TOTALE			CASA			FUORI		
		Pg	V	S	V	S	V	S		
 <b>Baseball Messico Girone A</b>										
1 MONTERREY	53	90	53	37	4	6	5	4	4	4
2 DOS LAREDOS	54	93	54	39	4	6	5	4	4	4
3 LAGUNA	52	91	52	39	4	6	5	4	4	4
4 TOROS DE TIJUANA	52	92	52	40	4	6	5	4	4	4
5 MONCLOVA	51	91	51	40	4	6	5	4	4	4
6 AGUASCALIENTES	48	91	48	43	4	6	5	4	4	4
7 SALTILLO	44	92	44	48	4	6	5	4	4	4
8 CALIENTE DE DURANGO	37	92	37	55	4	6	5	4	4	4
9 JALISCO	36	92	36	56	4	6	5	4	4	4
10 DORADOS	33	93	33	60	4	6	5	4	4	4

	Pt	TOTALE			CASA			FUORI		
		Pg	V	S	V	S	V	S		
 <b>Baseball Messico Girone B</b>										
1 MEXICO	71	90	71	19	4	6	5	4	4	4
2 CONSPIRADORES D.Q.	50	89	50	38	4	6	5	4	4	4
3 YUCATAN	45	86	45	40	4	6	5	4	4	4
4 EL AGUILA	46	90	46	44	4	6	5	4	4	4
5 OAXACA	46	90	46	44	4	6	5	4	4	4
6 PUEBLA	45	89	45	44	4	6	5	4	4	4
7 TABASCO	47	93	47	46	4	6	5	4	4	4
8 LEON	37	90	37	53	4	6	5	4	4	4
9 CAMPECHE	32	87	32	55	4	6	5	4	4	4
10 QUINTANA ROO	25	89	25	64	4	6	5	4	4	4

	Pt	TOTALE			CASA			FUORI		
		Pg	V	S	V	S	V	S		
 <b>Baseball MLB</b>										
1 LOS ANGELES D.	60	162	98	64	1	4	1	5	5	5
2 PHILADELPHIA P.	59	162	95	67	1	4	1	5	5	5
3 NEW YORK Y.	58	162	94	68	1	4	1	5	5	5
4 MILWAUKEE B.	57	162	93	69	1	4	1	5	5	5
5 SAN DIEGO P.	57	162	93	69	1	4	1	5	5	5
6 GUARDIANS	57	161	92	69	1	4	1	5	5	5
7 BALTIMORE O.	56	162	91	71	1	4	1	5	5	5
8 NEW YORK METS	55	162	89	73	1	4	1	5	5	5
9 ATLANTA BRAVES	55	162	89	73	1	4	1	5	5	5
10 ARIZONA D.	55	162	89	73	1	4	1	5	5	5
11 HOUSTON AST.	55	161	88	73	1	4	1	5	5	5
12 KANSAS CITY R.	53	162	86	76	1	4	1	5	5	5
13 DETROIT T.	53	162	86	76	1	4	1	5	5	5
14 SEATTLE M.	52	162	85	77	1	4	1	5	5	5
15 CHICAGO CUBS	51	162	83	79	1	4	1	5	5	5
16 ST. LOUIS C.	51	162	83	79	1	4	1	5	5	5
17 MINNESOTA T.	51	162	82	80	1	4	1	5	5	5
18 BOSTON RED SOX	50	162	81	81	1	4	1	5	5	5
19 TAMPA BAY RAYS	49	162	80	82	1	4	1	5	5	5
20 SAN FRANCISCO G.	49	162	80	82	1	4	1	5	5	5
21 TEXAS RANGERS	48	162	78	84	1	4	1	5	5	5
22 CINCINNATI REDS	48	162	77	85	1	4	1	5	5	5
23 PITTSBURGH PIR.	47	162	76	86	1	4	1	5	5	5
24 TORONTO B.J.	46	162	74	88	1	4	1	5	5	5
25 WASHINGTON N.	44	162	71	91	1	4	1	5	5	5
26 OAKLAND AT.	43	162	69	93	1	4	1	5	5	5
27 LOS ANGELES A.	39	162	63	99	1	4	1	5	5	5
28 MIAMI MARLINS	38	162	62	100	1	4	1	5	5	5
29 COLORADO R.	38	162	61	101	1	4	1	5	5	5
30 CHICAGO W.S.	25	162	41	121	1	4	1	5	5	5

	Pt	TOTALE			CASA			FUORI		
		Pg	V	S	V	S	V	S		
 <b>Baseball Rep. Dominicana Girone A</b>										
1 DSL RED SOX RED	42	56	42	14	5	3	3	3	3	3
2 REDS	37	55	37	18	5	3	3	3	3	3
3 DSL ROYALS VENTURA	32	54	32	22	5	3	3	3	3	3
4 ORIOLAS BLACK	26	55	26	29	5	3	3	3	3	3
5 ASTROS BLUE	25	54	25	29	5	3	3	3	3	3
6 RAYS	24	56	24	32	5	3	3	3	3	3
7 ATHLETICS	22	55	22	33	5	3	3	3	3	3
8 BRAVES	15	52	15	37	5	3	3	3	3	3
9 PADRES BROWN	15	56	15	41	5	3	3	3	3	3

	Pt	TOTALE			CASA			FUORI		
		Pg	V	S	V	S	V	S		
 <b>Baseball Rep. Dominicana Girone B</b>										
1 DSL CLE GORYL	35	54	35	19	5	3	3	3	3	3
2 PIRATES GOLD	32	54	32	22	5	3	3	3	3	3

		TOTALE				CASA		FUORI	
		Pt	Pg	V	S	V	S	V	S
1	RANGERS RED	39	56	39	17	5	3	3	3
2	TIGERS 2	38	56	38	18	5	3	3	3
3	ROCKIES	37	55	37	18	5	3	3	3
4	TWINS	30	55	30	25	5	3	3	3
5	METS ORANGE	27	54	27	27	5	3	3	3
6	PHILLIES WHITE	26	55	26	29	5	3	3	3
	DSL MIAMI	26	56	26	30	5	3	3	3
8	YANKEES	17	54	17	37	5	3	3	3
9	D-BACKS BLACK	12	55	12	43	5	3	3	3